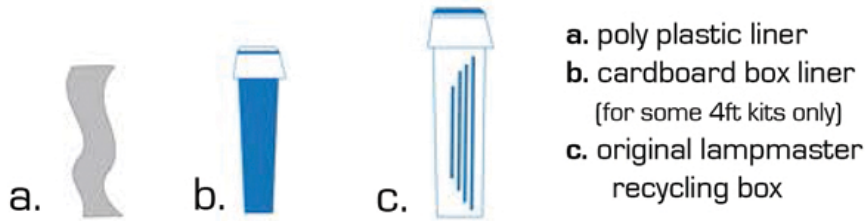








# LAMPMASTER BOX ASSEMBLY INSTRUCTIONS

---

Included in Kit:



Your FedEx Return Shipping Label is attached to the kit. Keep the FedEx Tracking Number for your records. If you do NOT have a Return shipping label on your recycling kit, please contact Lampmaster at 877.526.7687 or salesmgr@lampmaster.com.

-  1. Shape the box and locate the end marked "bottom." Close the flaps in order first to last.
-  2. Use tape (2" duct suggested) to seal **all** edges and corners of the box completely.
-  3. Insert poly plastic liner into lampmaster box. If cardboard box liner is also included (8ft boxes) insert it into the poly plastic liner before inserting into lampmaster box.
-  4. Fill out the "generator" and "**ACCUMULATION START DATE**" information on the date that you start filling the box with lamps. Make sure lamps are intact and placed inside cardboard sleeve.
-  5. Fill box with intact lamps. Make sure not to rip or tear the poly liner when filling the box.
-  6. After box is full, fold and seal poly bag. Close flaps in order and use 2" tape and be sure to **tape all edges and corners.**

---

## RETURNING THE KIT:

### Option 1 Scheduling the Pickup at [wwwFedEx.com](http://www.FedEx.com):

Once at the website follow these links: Schedule & Manage Pickup > Schedule Ground Return Pickup. Have the tracking # ready from the box and enter a pickup time, usually the earliest available is next day.

### Option 2: Scheduling the Pickup at 1-800-GOFEDEX:

Call the number and hit "0" for customer service. It will ask for a tracking# but it is not necessary and you can avoid selecting any other prompts until it redirects to customer service. The customer service agent will ask for the account number on the return label which is found in parentheses just above the bar code.

---

A certificate of recycling will be sent to your site approximately 10 days after shipment. You may print out the certificate through the web portal. A replacement box will be sent automatically after shipment if you elect use that option.

# LAMPMASTER RECYCLING KITS

## Battery, Ballast & CFL “Pailmaster” Instructions

---

Included in Kit:

a.



b.



a. Your Pailmaster Pail in  
1, 2.5, or 5 Gallon

b. FedEx pre-paid  
return shipping label

---

Your **FedEx Return Shipping Label** is included in the kit. Keep the FedEx Tracking Number for your records. If you do NOT have a Return shipping label on your recycling kit, please contact Lampmaster at **877.526.7687** or [salesmgr@lampmaster.com](mailto:salesmgr@lampmaster.com).

1. Fill the pails respectively with used dry cell batteries, mercury, lithium or button cell batteries, lighting ballasts or CFLs for recycling:

- A. Please do not intermingle materials, batteries go in the battery pail, CFLs in the CFL pail etc. This is important not only for us but for your safety as well.
- B. The **Dry Cell Battery Pail** is *not* for Mercury, Lithium or Button Cell Batteries
- C. **All battery terminals MUST BE TAPED** before placing in the pails.
- D. DO not exceed the weight amount specified for the product.  
(5 gallon = 69lbs, 2.5 gallon = 45lbs, 1 gallon = 15lbs)  
Excessive weight will cause additional transportation costs for the customer.

2. After the pail is full, securely attach the lid to the pail.

3. Please make sure the **FedEx Return Shipping Label** is attached to the pail.  
No additional markings or labels are required.

---

### RETURNING THE KIT:

#### Option 1 Scheduling the Pickup at [wwwFedEx.com](http://www.FedEx.com):

Once at the website follow these links: Schedule & Manage Pickup > Schedule Ground Return Pickup.  
Have the tracking # ready from the box and enter a pickup time, usually the earliest available is next day.

#### Option 2: Scheduling the Pickup at 1-800-GOFEDEX:

Call the number and hit “0” for customer service. It will ask for a tracking# but it is not necessary and you can avoid selecting any other prompts until it redirects to customer service. The customer service agent will ask for the account number on the return label which is found in parentheses just above the bar code.

---

A certificate of recycling will be sent to your site approximately 10 days after shipment. You may print out the certificate through the web portal. A replacement box will be sent automatically after shipment if you elect use that option.